


STANDARD KIT

UV LED DRIVER & 700mm UV-c LED

An easy retro-fit system for all existing air-conditioning units, to treat and protect the air, by constant UV disinfection, every time it passes through the unit.

WHAT IS INCLUDED?

- ✓ LED Driver.
- ✓ 1000mm Extension Cable
- ✓ 700mm UV-c 18 LED Strip
- ✓ Storefront Display Sticker
- ✓ AC Unit Safety Seal
- ✓ Installation Guide



LED DRIVER

The BlueScience LED Driver is designed to power & connect only to BlueScience auxiliary items, warranty is void if anything else is powered from the LED Driver.

Input Voltage 50/60Hz	Input Amps	Output Voltage	Output Current	Output Power
100-230V	0.18A	24V DC	0.83A	20W


Length	Width	Height
165mm	30mm	20mm

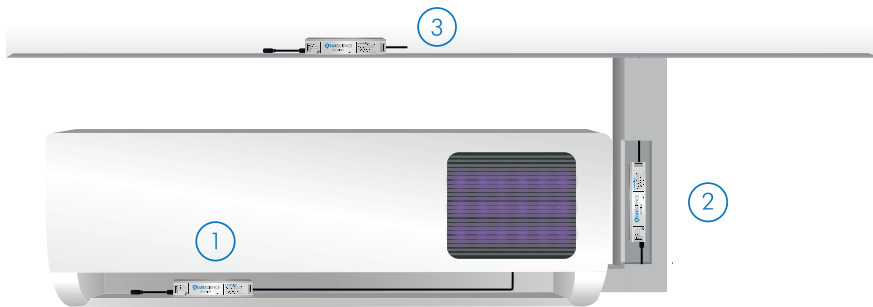
LED STRIP

To protect the LED Strip in cold/damp environments a conformal coating has been applied to the LED Strip and terminals. The LED's themselves have not been coated as any covering of the LED's will deflect or dilute the light radiation.

Width	PCB	Adhesive Backing
12mm	Flexible	3m

UV-C LED STRIP CAN BE CUT TO A DESIRED LENGTH.





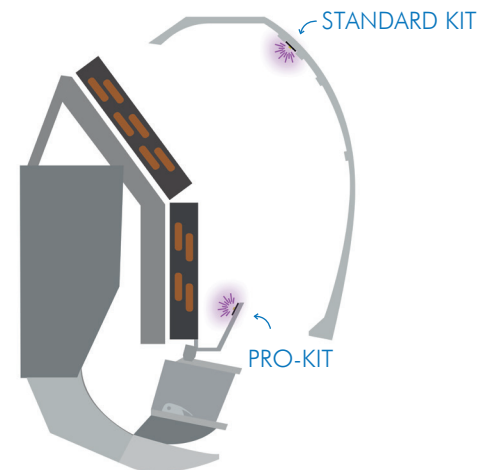
FITTED IN MULTIPLE LOCATIONS

The LED Driver can be fitted in multiple locations.

- ① Below drip tray.
- ② Inside Ducting.
- ③ Above Ceiling.

WHERE TO PLACE THE UV-C LED STRIP?

The UV-c LED Strip is angled at the top of the evaporating coil, making sure the UV-c LED's are facing in towards the unit. UV-c LED's must not radiate out or point out in the direction of the room.



STANDARD KIT SET UP

